




SANTANDER WEB CALCULATOR

Instructions



Pris 290 000,-

Egenkapital 0,-


Nedbetalingstid 7 år


Rente 8,8%

Rente. eff 10,17%

4 798,- pr. mnd.

Priseksempel lån fra Santander Consumer Bank:
8,8% nom./10,17% eff. 0% egenkapital, lånebeløp: 294 790,- o/7 år, kostnad: 111 519,- totalt: 403 035,-





Pris 290 000,-

Egenkapital 0,-


Nedbetalingstid 7 år

Rente 8,8%

Rente. eff 10,17%

4 798,- pr. mnd.

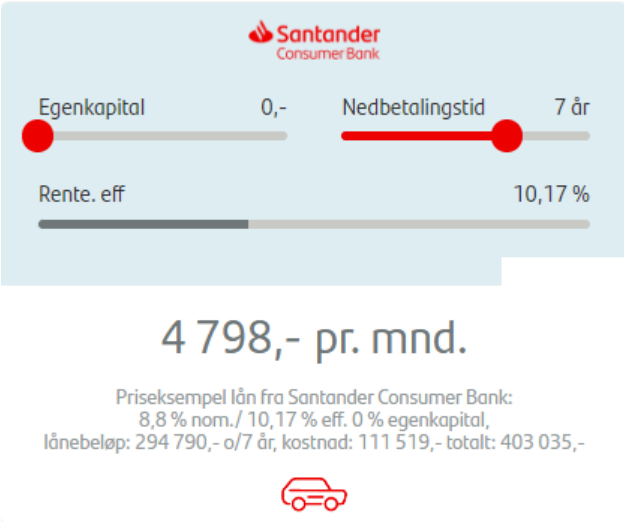
Priseksempel lån fra Santander Consumer Bank:
8,8% nom./10,17% eff. 0% egenkapital, lånebeløp: 294 790,- o/7 år, kostnad: 111 519,- totalt: 403 035,-



Smode AB
Fannalundsvägen 17
749 42 ENKÖPING

0171 510 50
info@smode.se

CONTENTS

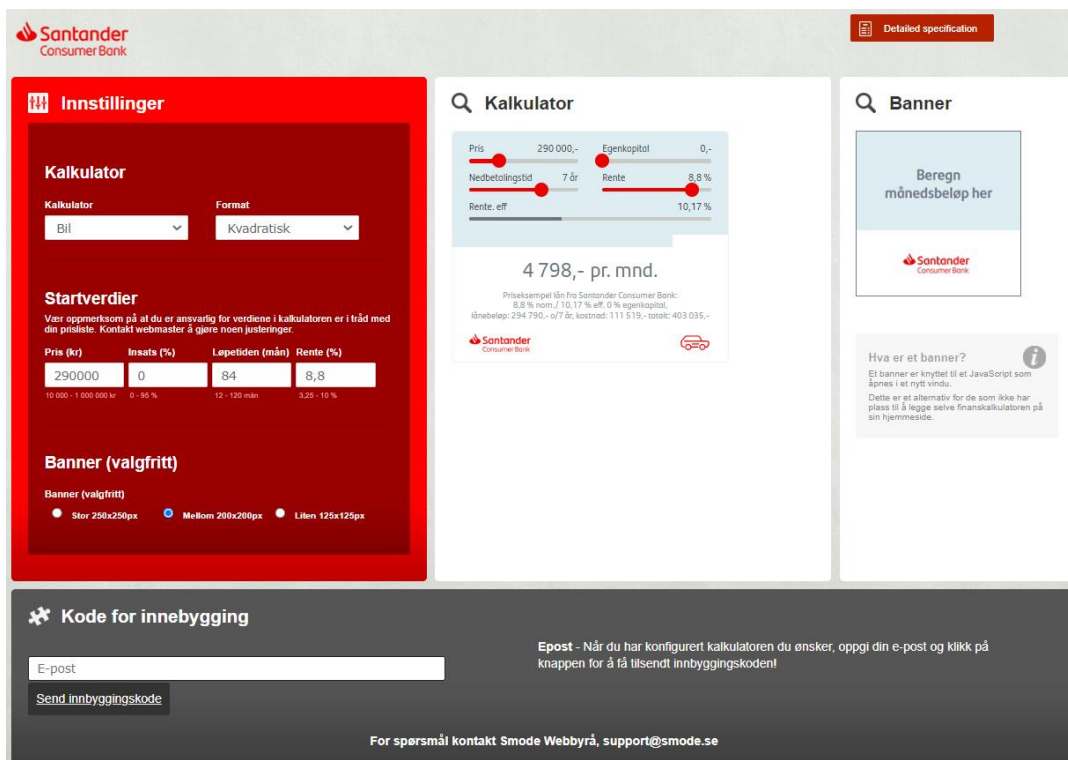
INTRODUCTION	3
DYNAMIC PRICE INTEGRATION	6
Square format dynamic price	6
	
Vertical format dynamic price	7
LAYOUT	8
Layout responsiveness	8
Dealer specific layout skin	10
CUSTOMIZING NUMERIC VALUES	11
CUSTOMIZING TEXT CONTENT	13
Loading text	13

Calculator header	13
Calculator footer	14
Slider headers	14
Localization	15
Overlay info dialog	15
Calculation example text	15
SSL	16

INTRODUCTION

The Santander web calculator widget is produced, supported and hosted by Smode. Questions regarding customization are to be sent to Smode Webbyrå at support@smode.se.

All parameters shown in this document are optional and you can select the ones you wish to change. The parameters are to be set as GET parameters to the HTTPS request when the calculator is loaded via an iframe, an embedded JavaScript or as a JPEG image. If you prefer, however, there is an admin tool to set the basic parameters:



You will access the admin tool at <https://calc-no.santanders.se/>

VERSIONS OF THE CALCULATOR

As of July 2021, there are two major version of the calculator. The main difference between these two are the design aspects.

The new calculator design is set by default in the admin tool, and the older calculator design will continue to operate for a limited time upon request.

There are also two additional versions of the calculator which are to be used when you wish to integrate your financed objects price for a preloaded calculation, without the user having to insert or adjust the price manually. These versions will require some basic coding skills to integrate with your website's backend.

TYPES OF CALCULATORS

There are seven types of calculators available as of July 2021: *Bil*, *Fritid*, *Båt*, *Caravan*, *MC*, *ATV*, *Snöskoter*, *Vattenskoter* and *Stor båt*.

The difference between these types are few. As of today the only differences are the image/icon shown in the vertical/horizontal layout template and the default starting price of the calculation.

These settings may change without prior notice. To ensure your preferred starting price, please set it explicitly (see [Customizing numeric values](#)).

Calculator type parameter: cT

Valid values: 1 – 10

Default value: 1 (Bil)

Example: [https:// calc-no.santanders.se/calc/?cT=5](https://calc-no.santanders.se/calc/?cT=5)

Valid values: 1-9

1 - Bil (default)

2 – Fritid

3 – Bil (*with salvage instead of interest*)

4 – Båt (*under 7 meters*)

5 - Caravan

6 - MC

7 - ATV

8 - Snöskoter

9 - Vattenskoter

10 – Båt (*over 7 meters*)

DYNAMIC PRICE INTEGRATION

There are two calculator editions specifically designed to work with dynamic price. When using these skins you will always need to request the calculator including the calculated price parameter (cT). This parameter will set the provided price as default, fixed price of the calculation, resulting in a pre-calculated monthly fee without the user having to manually adjust the price parameter.

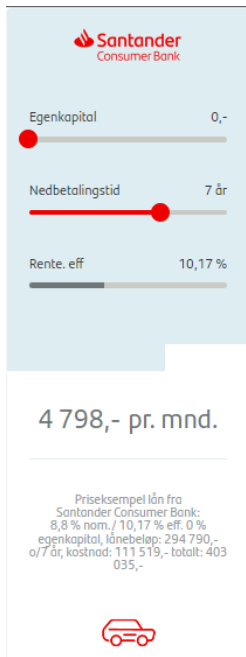
Square format dynamic price

- Base url: <https://calc-no.santanders.se/calc/>
- Square format layout: customMade=987654442
- Dynamic price: cP={price of sales object}
- Complete example: <https://calc-no.santanders.se/calc/?customMade=987654442&cp=399500>



Vertical format dynamic price

- Base url: <https://calc-no.santanders.se/calc/>
- Vertical format layout: customMade=987654123
- Dynamic price: cP={price of sales object}
- Complete example: <https://calc-no.santanders.se/calc/?customMade=987654123&cp=199500>



The screenshot shows the Santander Consumer Bank calculator interface. It features three sliders for adjusting loan parameters: Egenkapital (Equity) set to 0,-, Nedbetalingstid (Repayment period) set to 7 år, and Rente. eff (Effective interest rate) set to 10,17 %. Below the sliders, the monthly payment is displayed as 4 798,- pr. mnd. A detailed example calculation is provided below, including the nominal interest rate of 8,8 %, the loan amount of 294 790,-, and the total cost of 403 035,- over 7 years.

Santander
Consumer Bank


Egenkapital 0,-

Nedbetalingstid 7 år

Rente. eff 10,17 %

4 798,- pr. mnd.

Prisbeispiel lån fra
Santander Consumer Bank:
8,8 % nom. / 10,17 % eff. 0 %
egenkapital, lånebeløp: 294 790,-
o/7 år, kostnad: 111 519,- totalt: 403
035,-



LAYOUT

Layout responsiveness

To make the calculator responsive to different screen resolutions, please set the cResponsive parameter to 1. This will make the calculator responsive within its iframe, which then makes it possible for website owners to add responsiveness to the iframe in the CSS definitions of the site.

Example: <https://calc-no.santanders.se/calc/?cResponsive=1>

Brand specific layout skin

Set a brand specific skin using the calculator custom made

parameter: customMade

Valid values:

- Nissan vertical: 82997
- Nissan horizontal: 82998
- Hyundai: 54820
- Hyundai 2: 44983
- Opel: 30984
- Opel negative: 30985
- KTM: 12849
- Isuzu: 41951
- Suzuki: 95612
- Alfa Romeo: 84156
- Fiat: 19942
- Jeep: 20074
- Chevrolet: 20075
- Polaris: 20076
- Subaru: 44977
- Subaru (XV, Impreza, Forrester and Outback): 4497701
- Subaru (Levorg): 4497702
- Harley Davidson: 44978
- Mazda: 44981
- Ssangyong: 44982
- Honda: 44984

Default value: none (Santander default skin)

Example: <https://calc-no.santanders.se/calc/?customMade=84156>



Currently only Santander default skin exist for calculator 3.0. Brand specific layout for calculator 3.0 can be implemented upon request. Read below.

Dealer specific layout skin

There is an option to have your own skin implemented as a custom made one, representing your own brand.

Please contact Smode Webbyrå at support@smode.se for more details.

CUSTOMIZING NUMERIC VALUES

The calculator price, deposit (kontantinsats / egenkapital), installment (avbetalningstid / nedbetalningstid), salvage (restvärde / restverdi) and rate (ränta / rente) can be configured individually using four parts, whereas the stepping value would preferably be set to match start/min/max values for best User Experience (UX).

You may set none, a few or all of these values depending on your situation. You might, however, need to change the minimum or maximum value when changing the default value. This is to make sure that the default value is not outside of the min/max limitation.

Starting value = starting value when the calculator is loaded.

Min value = minimum allowed value.

Max value = maximum allowed value.

Step = stepping value used by increase/decrease buttons and the value slider.

Price parameters:

- customPrice
- customPriceMin
- customPriceMax
- customPriceStep

Deposit parameters:

- customDeposit
- customDepositMin
- customDepositMax
- customDepositStep

Installment parameters:

- customInstallment
- customInstallmentMin
- customInstallmentMax
- customInstallmentStep

Salvage parameters:

- customSalvage
- customSalvageMin
- customSalvageMax
- customSalvageStep

Rate parameters:

- customRate
- customRateMin
- customRateMax
- customRateStep

Example:

<https://calc->

[no.santanders.se/calc/?customPrice=129995&customRate=7.25&customRateStep=0.](https://calc-no.santanders.se/calc/?customPrice=129995&customRate=7.25&customRateStep=0.01)

01

CUSTOMIZING TEXT CONTENT

When using the branded version of calculator 2.0, the calculator text content and footer URL may be customized using following parameters. These parameters will have no effect on the Santander brand skin of calculator version 3.0.

Loading text

`customLoaderText`

The `customLoaderText` will be shown for a second or two when the calculator is first loaded.

Example:

`https://calc-`

`no.santanders.se/calc/?customLoaderText=?customLoaderText=Calculator%20is%20loading`

Calculator header

`customHeader`

The `customHeader` parameter will change the top most visible text header in the calculator.

Example: `https://calc-no.santanders.se/calc/?customHeader=Hello%20World`

`customSubHeader`

The `customSubHeader` parameter is not used in the standard Santander skin, but it may be used in custom made skins.

Example: `https://calc-no.santanders.se/calc/?customSubHeader=Welcome`

Calculator footer

customFooterText

As of today the customFooterText parameter has no effect on standard Santander calculator skins, but it may be used in custom made skins.

Example: <https://calc-no.santanders.se/calc/?customFooterText=foo>

customFooterURL

The customFooterURL will be set as the href attribute (link to a website) of the calculator footer <a> tag.

Example: <https://calc-no.santanders.se/calc/?customFooterURL=http://smode.se/>

Slider headers

The adjustable slider header may be customized using the following parameters:

customPriceHeader

Example: <https://calc-no.santanders.se/calc/?customPriceHeader=Price>

customDepositHeader

Example: <https://calc-no.santanders.se/calc/?customDepositHeader=Deposit>

customInstallmentHeader

Example: <https://calc-no.santanders.se/calc/?customInstallmentHeader=Installment>

customSalvageHeader

Example: <https://calc-no.santanders.se/calc/?customSalvageHeader=Salvage>

customRateHeader

Example: <https://calc-no.santanders.se/calc/?customRateHeader=Rate>

Localization**CustomCurrency**

Example: <https://calc-no.santanders.se/calc/?customCurrency=USD>

Currently not supported by calculator 3.0 for the standard Santander skin

customYearSuffix

Example: <https://calc-no.santanders.se/calc/?customYearSuffix=yrs>

customMonthText

Example: <https://calc-no.santanders.se/calc/?customMonthText=mnt>

Overlay info dialog**customOverlayChar**

Example: <https://calc-no.santanders.se/calc/?customOverlayChar=i>

Currently not supported by calculator 2.0

customOverlayInfo

Example: <https://calc-no.santanders.se/calc/?customOverlayInfo=Text%20here>

Currently not supported by calculator 2.0

Calculation example text**customCalculationExample**

Example: [https://calc-](https://calc-no.santanders.se/calc/?customCalculationExample=Example%20text%20here)

[no.santanders.se/calc/?customCalculationExample=Example%20text%20here](https://calc-no.santanders.se/calc/?customCalculationExample=Example%20text%20here)

SSL

SSL/https-based connection should always be used when implementing the calculator.
Please use <https://calc-no.santanders.se/calc/{optional query based parameters}>